



# caliber™

PATENTED

## 12-24 VDC WATER PRESSURE SYSTEM


Blast into the future with the advanced technology of the new X-Caliber DC water pressure system. The stealthy X Caliber delivers high performance water pressure that will invigorate showers, and dramatically improve overall water pressure system capability.

Specify the XRS-124 Saltwater pressure system for live baitwells, tuna tubes, saltwater flush toilets, and mud blasting anchor washdowns.

ADJUSTABLE CUT IN PRESSURE  
OPERATES ON 12 OR 24VDC  
UNDER VOLTAGE PROTECTION  
ANTI-FLOODING PROTECTION  
VARIABLE SPEED

### FEATURES

ADJUSTABLE POWER SETTING  
OVER VOLTAGE PROTECTION  
OVER CURRENT PROTECTION  
DRY RUN PROTECTION  
ROTATING BRACKET



**INTEGRATED CERAMIC PRESSURE TRANSDUCER:**

Monitors system pressure and controls the speed of the X Caliber. High linearity, accuracy, and excellent chemical resistance are hallmarks of the ceramic pressure sensor technology found exclusively in the X Caliber.

**BRUSHLESS WATER COOLED MOTOR:**

Brushless motor technology is quieter and more reliable than standard DC motor technology. Silence and efficiency of the motor is further enhanced by an advanced water cooling system.

**WHISPER QUIET**

**MULTISTAGE IMPELLORS**

Deliver smooth pulsation free water pressure in virtual silence.

**CORROSION PROOF UL94HB  
GLASS REINFORCED**

**POLYPROPYLENE CONSTRUCTION:**  
This specially formulated composite polymer is designed to withstand the harsh marine environment.

Part #	Description
XRS-124	X-Caliber 12-24 VDC Saltwater Pressure System

### SPECIFICATIONS

MAX PRESSURE	67 PSI (4.5 BAR)
MAX FLOW	10 GPM (38 LPM)
LIQUID TEMP.	32°F TO 104°F
AMBIENT TEMP.	32°F TO 122°F
SUCTION/DISCHARGE	3/4" FPT (OPTIONAL METRIC ADAPTER)

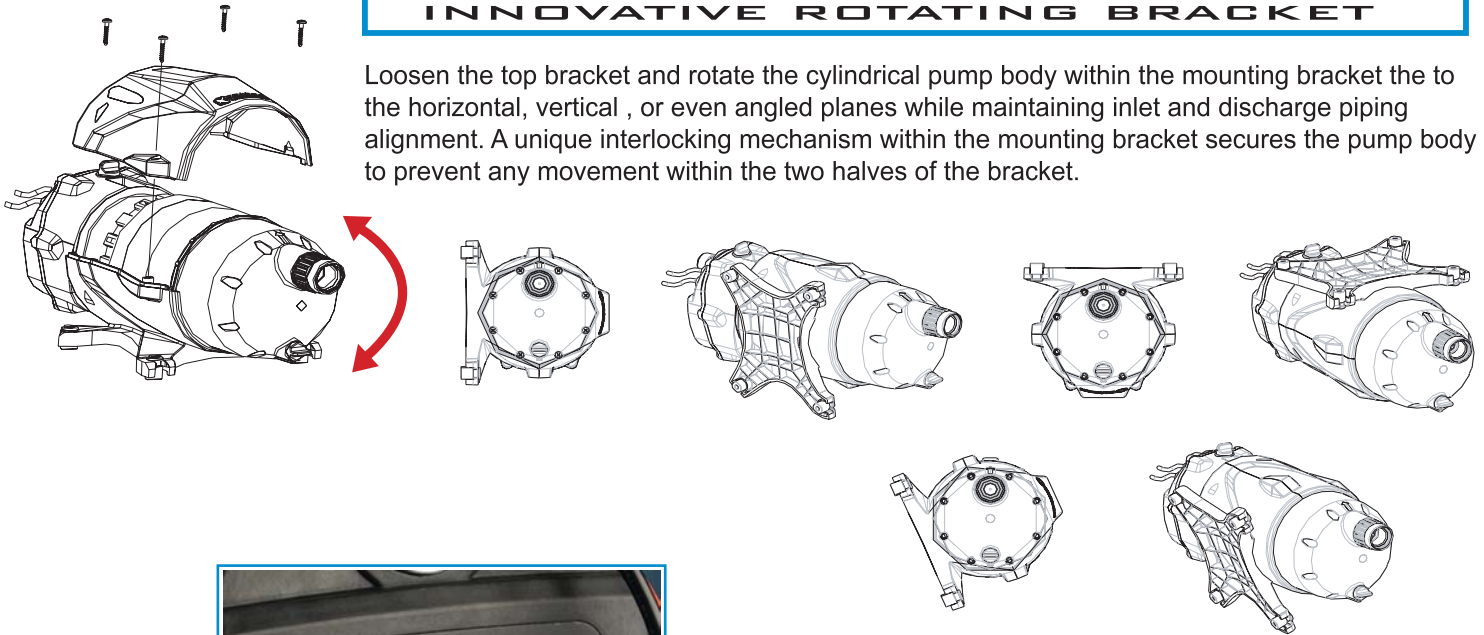
# HEADHUNTER

3380 SW 11TH AVENUE TEL 954-581-6996  
FORT LAUDERDALE, FL 33315 FAX 954-587-0403

WWW.HEADHUNTERING.COM

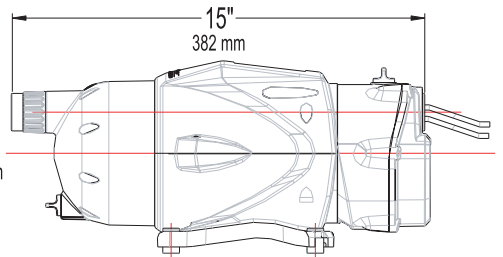
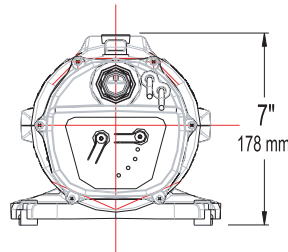
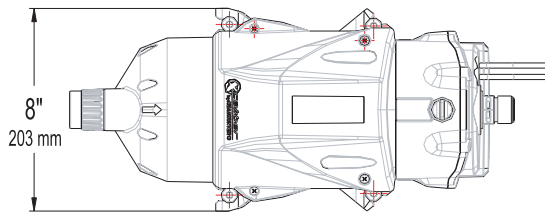
## INNOVATIVE ROTATING BRACKET

Loosen the top bracket and rotate the cylindrical pump body within the mounting bracket to the horizontal, vertical, or even angled planes while maintaining inlet and discharge piping alignment. A unique interlocking mechanism within the mounting bracket secures the pump body to prevent any movement within the two halves of the bracket.

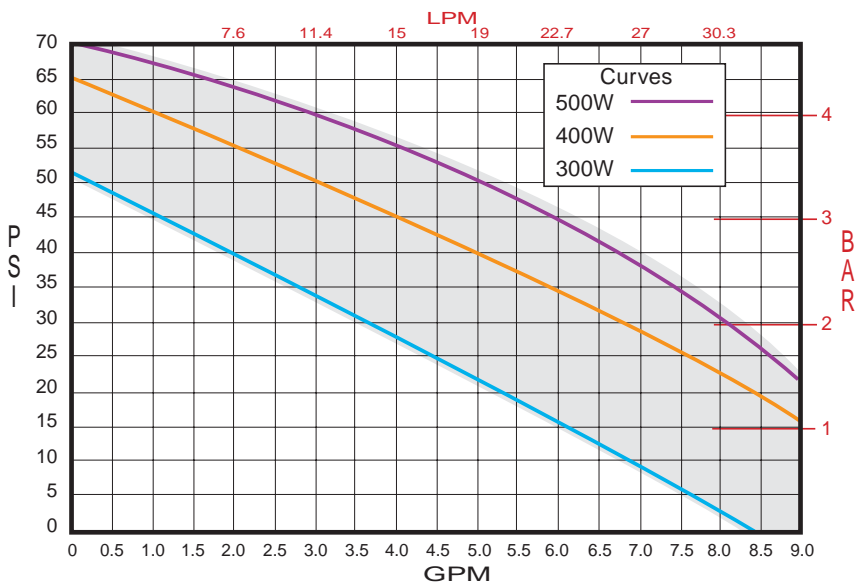


### CONTROL PANEL:

The integrated control panel allows the pump power settings and cut in pressures to be programmed into the pump. Current settings, input power and alarm conditions are displayed via 4 colored LED's.



## PERFORMANCE CURVE



## ELECTRICAL SPECIFICATIONS

Power Setting	Voltage/Amps	
	12 VDC	24 VDC
300W	25 A	12.5 A
400W	34 A	17 A
500W	42 A	21 A

**HEADHUNTER**

3380 SW 11TH AVENUE      TEL 954-581-6996  
 FORT LAUDERDALE, FL 33315      FAX 954-587-0403  
 WWW.HEADHUNTERINC.COM