

TB Series Drum Pumps



FINISH THOMPSON INC.

Sealed, Lightweight Economy Drum Pump

Lightweight pumps suitable for low to medium viscosity mild corrosives, solvents[†] and chemicals. Fits smaller bung openings.

- Features:** Pure Polypropylene/PVDF and 316SS tubes
Interchangeable with motors
Up to 200 cP
Continuous duty

Applications: Acids, bases, solvents[†], water treatment chemicals, bleach, swimming pool chemicals, cleaners



Tube Lengths

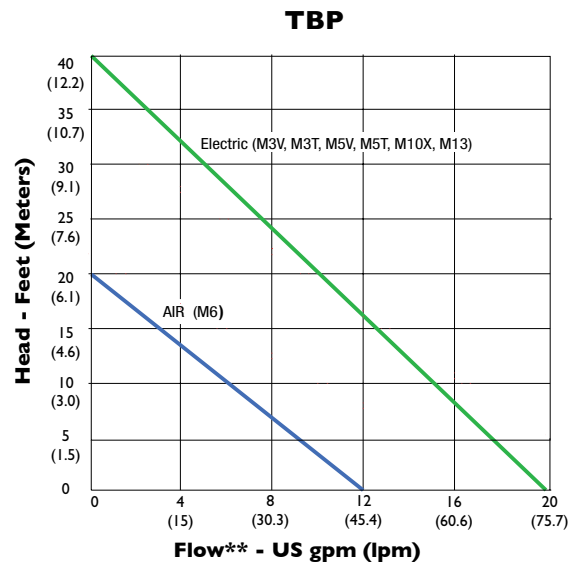
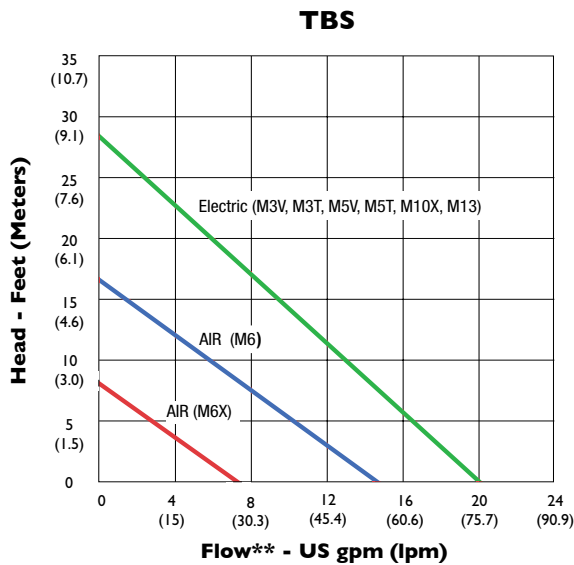
TBP: 27" (69cm), 40" (102cm), 48" (122cm) **TBS:** 40" (102cm)

Construction Specifications

Pump Model	Construction Materials		Tube Diameter in (cm)	Discharge Size & Type	Hose Size in (cm)
	Outer Tube	Internals			
TBS	316 Stainless Steel	316 Stainless Steel, FKM, PTFE	1.5 (3.8)	1" Hose Barb	1 (2.54)
TBP	Pure Polypropylene	Pure PVDF, Alloy 625, FKM, PTFE	1.66 (4.2)	1" Hose Barb w/ Variable Orifice	

Performance Data

Pump Model	Maximum Flow [*]		Maximum Head ^{**}		Maximum Specific Gravity	Maximum Viscosity		Max. Temp.		Min. Temp.	
	Electric gpm (lpm)	Air gpm (lpm)	Electric ft (m)	Air ft (m)		Electric	Air	°F	°C	°F	°C
TBS	20 (75.7)	15 (56.8)	28 (8.53)	16 (4.9)	1.4	200 cP	200 cP	150	66	-20	-29
TBP	20 (75.7)	12.5 (47.3)	39.5 (12)	19 (5.8)				150	66	35	1.7



[†]When pumping flammables or combustibles, use explosion proof electric or air drive motors on stainless steel tubes with static protection kit.

^{**}All testing performed with water at 68°F (20°C) and 60 Hz. Actual performance can vary by +/- 10%. Actual performance will decrease with increased fluid viscosity and specific gravity.

Need help choosing a pump?
Use the handy online Pump Selector at:
www.finishthompson.com.





ODP
(M3V, M5V, M5V-US, M3V-UK)



TEFC
(M3T, M5T)



Exp-Proof
(M10X)



Air
(M6, M6X)

Model	Description	Certification	Electrical Requirements	Input	Output	RPM	Maximum Viscosity cP
				W	W		

ODP (Open Drip Proof), Splashproof, IP24 Motors

M3V	Quick connects to pump without tools. Double wall housing. Continuous duty, variable speed. 12 ft. (3.5 m) cord with plug and integral circuit breaker.	CSA	115VAC/50-60 Hz	650	400	3,500-10,000	200
M5V		CE	230VAC/50-60 Hz	650	400	3,500-10,000	200
M5V-US*		CE	230VAC/50-60 Hz	650	400	3,500-10,000	200
M3V-UK		CE	115VAC/50-60 Hz	650	400	3,500-10,000	200

TEFC (Totally Enclosed Fan Cooled), IP54 Motors

M3T	Continuous duty. 12 ft. (3.5 m) cord and circuit breaker with manual reset.	CSA	115VAC/50-60 Hz	640	400	10,000	200
M5T		CE	230VAC/50-60 Hz	640	400	10,000	200

Explosion Proof Motors

M10X	Suitable for use in hazardous areas, ideal for flammable liquids. 12ft. (3.5m) cord, internal circuit breaker. Continuous duty. TEFC.	CE	230VAC/50-60 Hz	640	400	10,000	200
------	---	----	-----------------	-----	-----	--------	-----

Air Motors***

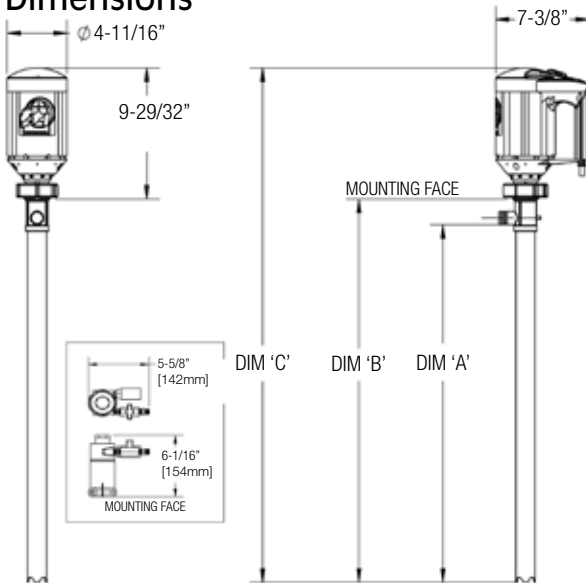
M6	Lightweight. Operates from customer-supplied compressed air source. Variable speed. Muffler and control valve.	CE	80-100 psi @ 15-32 cfm	-	400	300-9,000	200
M6X		CE	80-100 psi @ 15-32 cfm	-	600	300-6,000	200

*Suitable for 230V, 60 Hz. Includes a NEMA 6-15 plug.

**Motor suitable for hazardous areas that do not require independent certification.

***An air motor is a non-electrical device meaning possibility of explosion from igniting flammables/combustibles is reduced. Air motor performance will depend upon user's system setup.

Dimensions



MODEL	DIM A (in)	DIM B (in)	DIM C (in)	DIM A (mm)	DIM B (mm)	DIM C (mm)
TBP-27	26-1/2	28-3/8	38-9/32	673.1	721	972
TBP-40	39-1/2	41-3/8	51-9/32	1003.3	1051	1303
TBP-48	47-1/2	49-3/8	59-9/32	1206.5	1254	1506
TBS-40	40	42	51-29/32	1016	736.0	1318

Accessories

Nozzles



Static Protection Kit



Drum Adapters



Discharge Hoses

