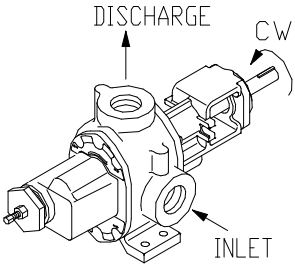
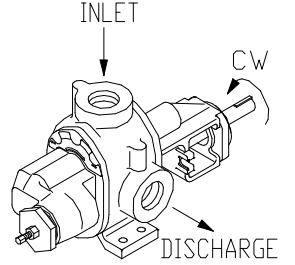
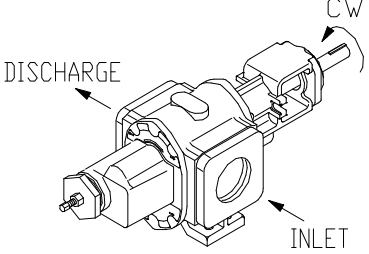
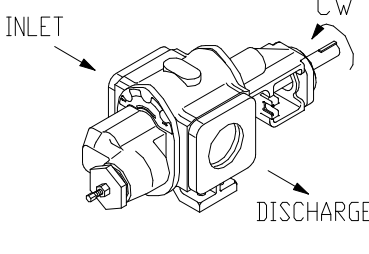
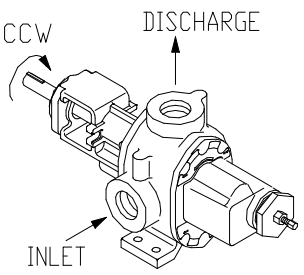
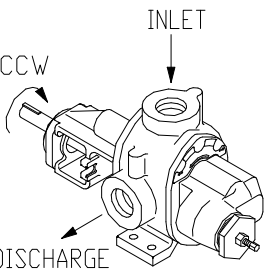
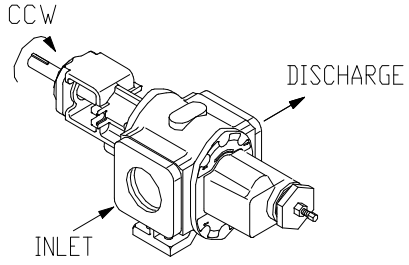
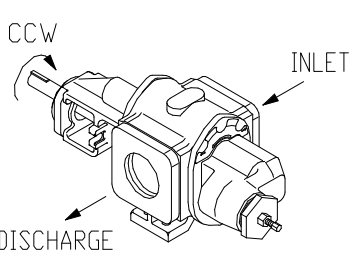
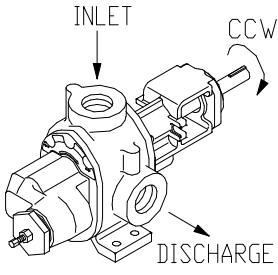
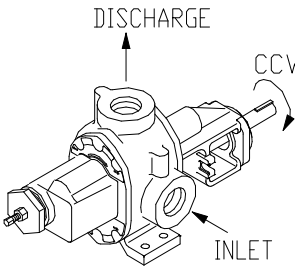
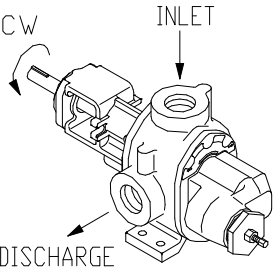
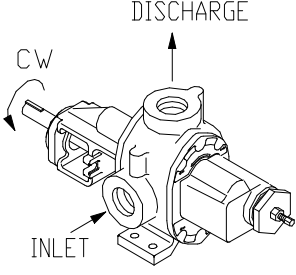


	W		LW	
3X11-3X22				
4X11-4X22				
	Z		LZ	
3X11-3X22				
4X11-4X22				
	X	LX	Y	LY
3X11-3X22				

DIRECTION OF ROTATION FOR 3611 TO 4722 HB PUMP USING RELIEF VALVE

	W		LW	
3X11-3X22	<p>DISCHARGE INLET</p>		<p>INLET DISCHARGE</p>	
4X11-4X22	<p>DISCHARGE INLET</p>		<p>INLET DISCHARGE</p>	
	Z		LZ	
3X11-3X22	<p>DISCHARGE INLET</p>		<p>INLET DISCHARGE</p>	
4X11-4X22	<p>DISCHARGE INLET</p>		<p>INLET DISCHARGE</p>	
	X	LX	Y	LY
3X11-3X22	<p>INLET DISCHARGE</p>	<p>DISCHARGE INLET</p>	<p>INLET DISCHARGE</p>	<p>DISCHARGE INLET</p>

DIRECTION OF ROTATION FOR 3611 TO 4722 GHB PUMP USING RELIEF VALVE

	W	LW	Z	LZ
3X32, 43, 48 3X35 & 3X58				
4X58				
3X32, 43, 48 3X35 & 3X58				
3X32, 43, 48 3X35 & 3X58				

DIRECTION OF ROTATION FOR 3635 TO 4758 H AND HB PUMP USING RELIEF VALVE

	W	LW	Z	LZ
3X32, 43, 48, 3X35 & 3X58				
3X32, 43, 48, 3X35 & 3X58				
4X58				
	X	LX	Y	LY
3X32, 43, 48, 3X35 & 3X58				
3X32, 43, 48, 3X35 & 3X58				

DIRECTION OF ROTATION FOR 3635 TO 4758 GHB PUMP USING RELIEF VALVE